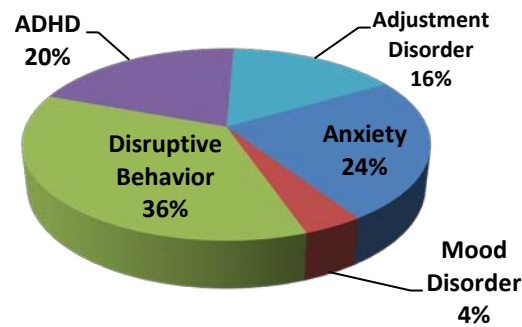


Incredible Years (IY) Dashboard

- IY served a total of 25 clients (7 discharges)
- Demographics (n=25):
 - 68% male, 32% female
 - Average Age: 7.2
 - Ages 0-4 yrs.: 12%, 5-10 yrs.: 76% 11-14yrs.: 7%
 - Hispanic: 80%, American Indian 4%, White: 4%, Other: 12%

DSM-IV Diagnosis (n=25)



Service Delivery

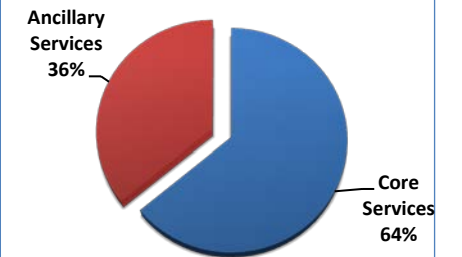
Staff Trained

33 Staff trained in EBP

Successful Completion

- 11 (44%) youth successfully completed the IY Program
- Avg. Length of Treatment: 3.3 months

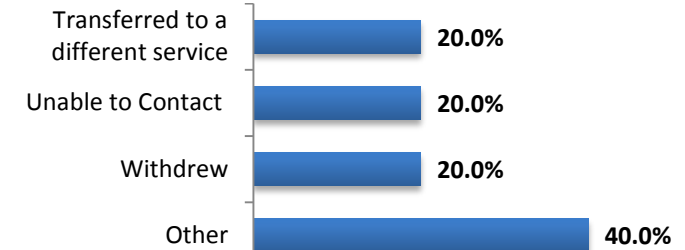
Billing



Drop-out Rate

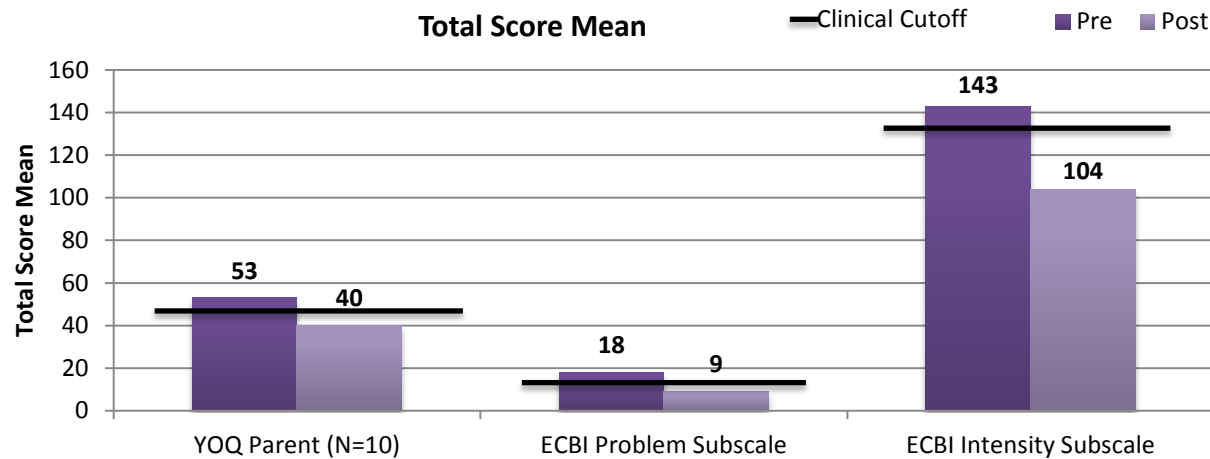
5 (20%) youth dropped-out from the IY program.

Drop-out Reasons:



Outcomes

Total Score Mean



IY Compliancy Rate per Measure

	YOQ Parent		YOQ Self		ECBI	
	Intake	Discharge	Intake	Discharge	Intake	Discharge
N received/ N expected	21/22 95%	5/5 100%	N/A	N/A	18/22 82%	4/5 80%
N of cases with an intake and discharge	5		N/A		8	

Data reflects clients from 7/1/2013 to 6/30/2014.

Staff training data reflects staff from ___2010 to 6/30/2014.