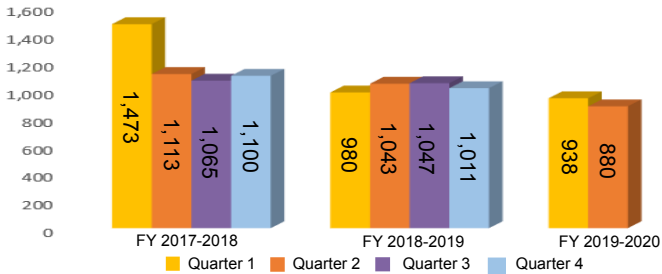


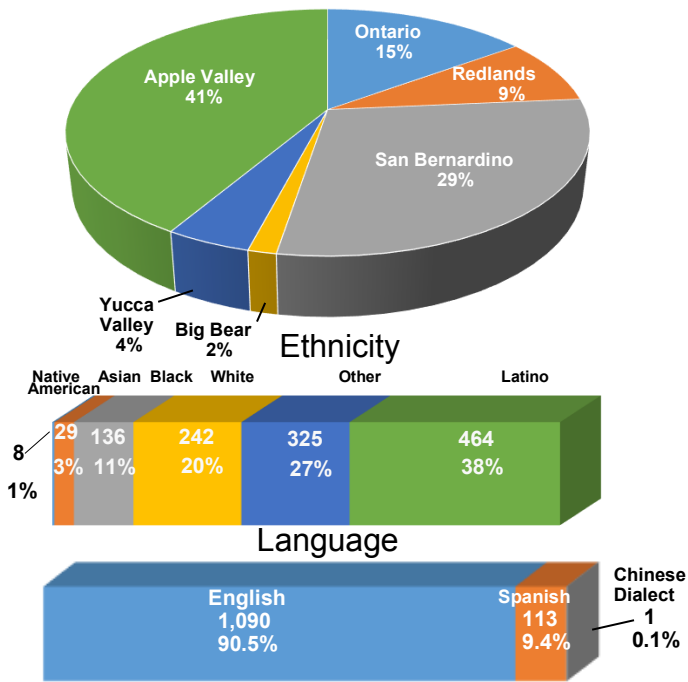
# Screening, Assessment, Referral, and Treatment (SART)

Age  
0-2 316 672 311 532  
3-5 297 boys 194 girls = 1,204  
6 59 27 Served

SART Clients Served in 1st Quarter



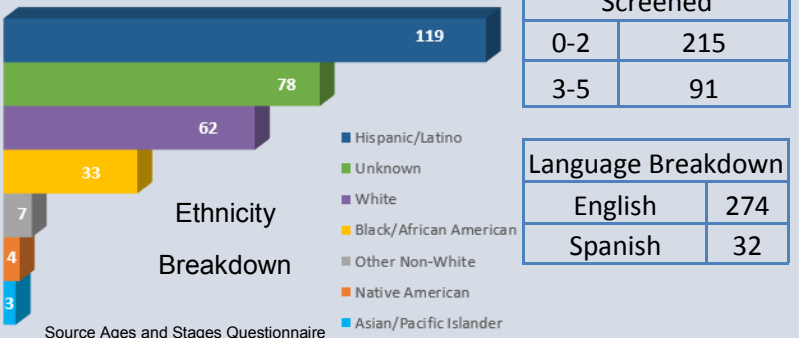
SART Clients Served By Region



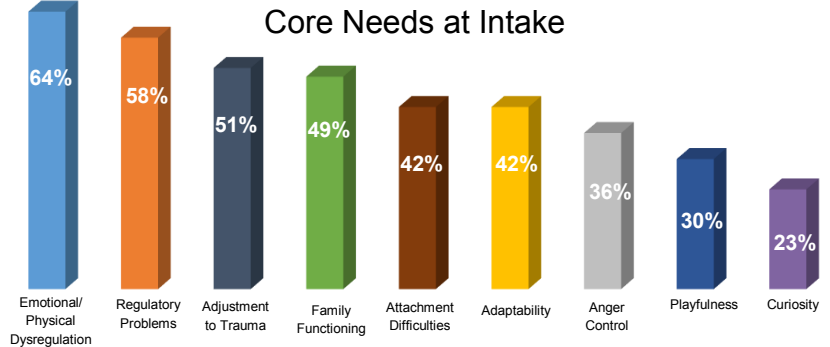
**Who We See:** SART serves children ages 0-6 who are experiencing social, physical, cognitive, behavioral, developmental, and/or psychological issues. Approximately 52% of children served are 0-2 years of age. In addition, almost 72% of the children referred to SART for an evaluation met Medical Necessity for mental health treatment and 51% of the kids are received treatment to cope with their trauma.

## ASQ Breakdown

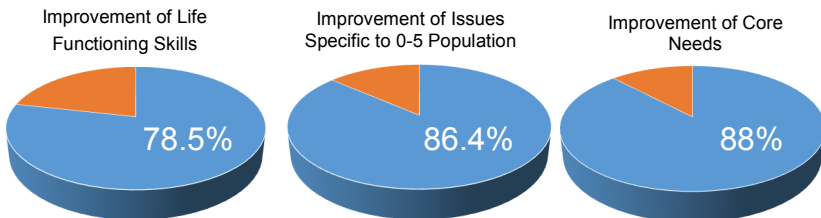
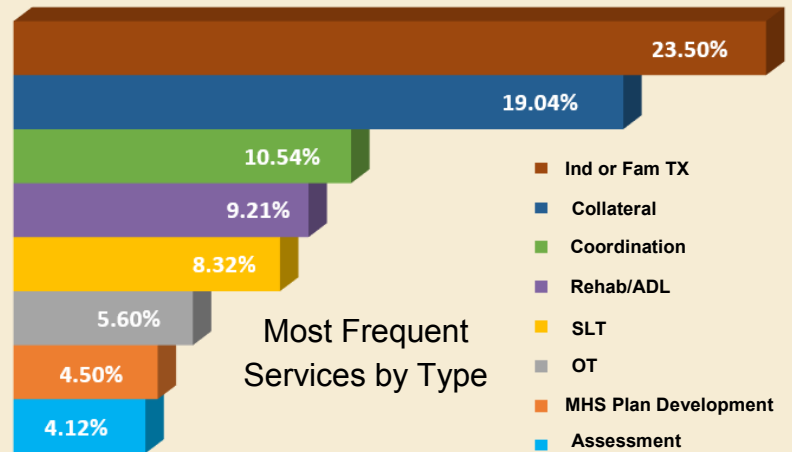
Total Screened = 306



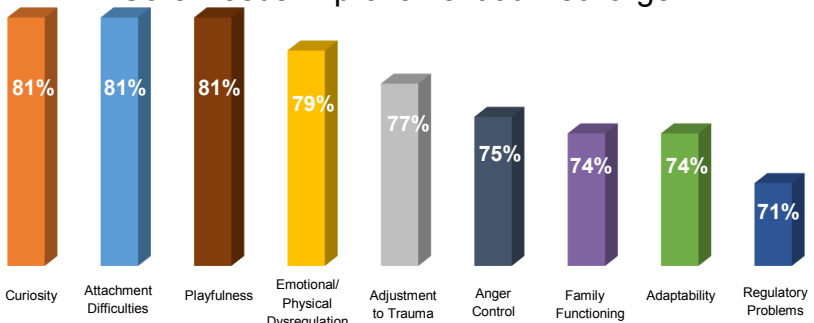
## Core Needs at Intake



**What We Do:** During the first four weeks of services children receive approximately 3.5 hours of services which is typically assessment or coordination efforts to access non-mental health services. After the first several weeks of care the majority of services provided are either therapy or collateral.



Core Needs Improvement at Discharge



**How We Help:** Upon discharge from the SART programs, children displayed a 88% overall improvement in their Core Needs. This includes an 81% improvement in their level of Curiosity as well as 81% improvement in Attachment Difficulties. Attachment Difficulties relate to the children's ability to form trusting, healthy relationships with caregivers and their approach to strangers as well as appropriate physical and emotional boundaries.